

Showmanship - Novice

High Blue = 100% - 92% (Enters Medal Program) Blue = 91% - 85% Red = 84% - 70% White = 69% -

#	Comments	Score	Danish	Placing
59				
55	Don't hold lead <u>chain</u> . Horse & you need to stay on same side of cone. Works on 1/4 inq. Nice setup.	70	R	2
60	Work on 1/4 inq. Don't switch hands. ☹ Good being ready at cone.	75	R	1

ARK

Showmanship - Juniors

High Blue = 100% - 92% (Enters Medal Program) Blue = 91% - 85% Red = 84% - 70% White = 69%-

#	Comments	Score	Danish	Placing
x 105	Keep working on horse standing at setup. Good job at cont. to try.	85	B	2
v 116	Nice pattern. Work on quicker setup & holding pivot foot	87	B	1
x 128	Started on wrong side of cone. Work on 1/4ing!	70	R	3
x 131	Started on wrong side of cone. Work on 1/4ing. <u>Forgot</u> <u>270°</u> <u>turn</u>	69	W	4
121				

PK

Showmanship - Intermediates

High Blue = 100% - 92% (Enters Medal Program) Blue = 91% - 85% Red = 84% - 70% White = 69% -

#	Comments	Score	Danish	Placing
215	check neck for chain work on 270° ^{off pattern} pulling crooked back, good resistance - overturn off side should be walk, necks over hnd @ 10	70	R	6
211 224	belt harness saddle marks no test, hnd pulling work on side pass crooked back, make sure last steps	71	R	5
225	pulling work on 270° work on good trot + good sidepass when in crooked back	70	R	8
206	resist at start, good stop, back, 270 * off side walk nic job!	81	B	1
212	make sure to be straight at start ^{off pattern} good stop, no back or off side (So clean!) good trot to me!	69	W	
256	good trot, pulling at back but straight use proper head hold even on off side good side	71	R	4
268	good start, stop, good back look up @ 270, not affect ^{pulling} mmt @ 4y resistance @ side to start. make sure to walk to judge	70	R	7
244	Be straight at start side pass ^{pulling} known good stop/back w/ judge official. loop chain through holder, even if not using	84	R	2
250	Be straight at start missed side ^{off pattern} good trot, crooked back pass - go @ end lock up - * phone in pocket * British	68	W	
241	good trot, stop, resist @ back work on hand turn, it was 1/2 + 1/2 resist @ sidepass good trot good job	73	R	3
220	good trot, stop, crooked back missed off side - ^{off pattern} look up @ 270 not at feet - good job!	69	W	9

Showmanship - Seniors

High Blue = 100% - 92% (Enters Medal Program) Blue = 91% - 85% Red = 84% - 70% White = 69% -

#	Comments	Score	Danish	Placing
X 335	+ Back ✓ + <u>PF.</u> S.P.R ✓	85	B.	2
X 364	2 hands when backing - no fore Switch hands when pivoting. hand	67	W	7
X 305	Need to stay on left side when backing P.P. pattern. Don't push Switch hands when pivoting, when touching	70	R	4
X 341	Smoother back. Try to keep horses attention. Don't keep switching hands No forehand turn at inspection	69	W	5
X 329	+ + + S.P.L ✓ Slight wiggle sticky at inspection	89	B	1
✓ 316	Slow to trot, need to complete back Side pass facing wrong way Keep working with horse (nick horse)	68	W	6
X 343	+ + offside walk Work on 1/4 ing	80	R	3

PK

Showmanship Adults

High Blue = 100% - 92% (Enters Medal Program) Blue = 91% - 85% Red = 84% - 70% White = 69% -

#	Comments	Score	Danish	Placing
14				
x 30	+ + P.F. + + + P.F. on Forehand			1
x 13	Fisty P.F. No Sidepass -			2

pk

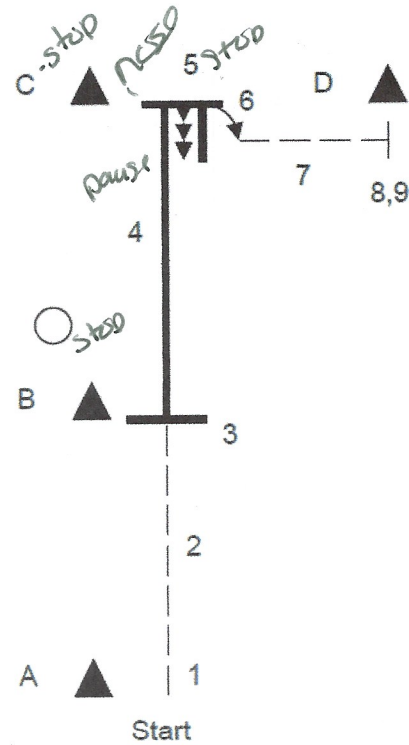
SHOWMANSHIP

BRONZE MEDAL

PATTERN # 1

1. Start at A. *Be sharp*
2. Trot from A to B.
3. At B, stop. Turn 360-degrees *work on his* on the haunches. Stop. *make sure block up*
4. Walk to C. Stop.
5. Back four *cracked* steps, pause, step forward to original position. Stop.
6. Turn 90-degrees to the right. ✓
7. Trot to D and set up for inspection.
8. After inspection, judge will ask a question about the parts of the horse. ✓
9. Exhibitor is excused to lineup.

Cones should be 30' apart



Rider # 225

Comments: lock chain snap up on check ring.

Always look up

Medal: YES

NO

Judges Signature: *Amir Emin*

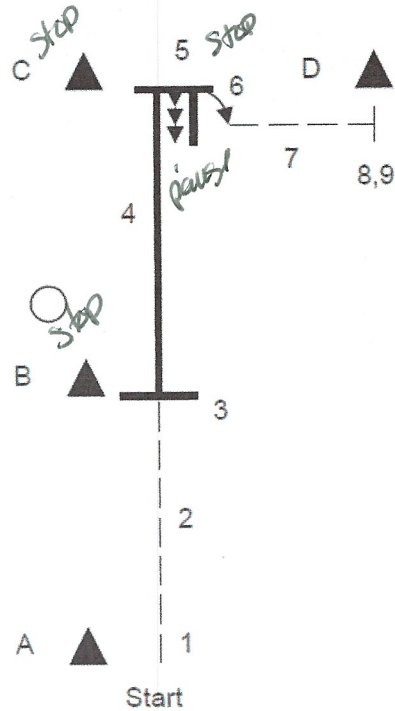
SHOWMANSHIP

BRONZE MEDAL

PATTERN # 1

1. Start at A.
2. Trot from A to B. *good pulling @ stop*
3. At B, stop. Turn 360-degrees on the haunches. Stop. *walk on this*
4. Walk to C. Stop. *good*
5. Back four steps, pause, step forward to original position. Stop. *good*
6. Turn 90-degrees to the right.
7. Trot to D and set up for inspection.
8. After inspection, judge will ask a question about the parts of the horse.
9. Exhibitor is excused to lineup.

Cones should be 30' apart



Rider # 335

Comments: We talked about a lot of things
for next go! always look up, look at opposite
hip for haunch turn, change chain snap location

Medal: YES

NO

Judges Signature: Amin E...

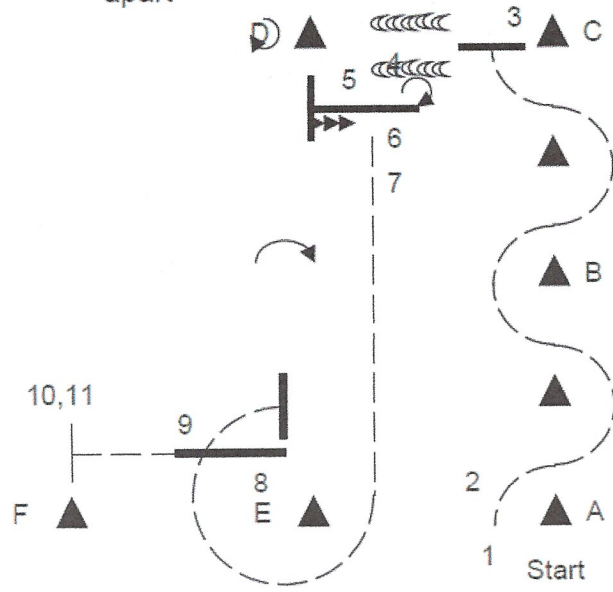
SHOWMANSHIP

SUPREME AWARD

PATTERN # 1

1. Start at A.
2. Trot a serpentine around cones. Stop at C. ✓
3. Side pass about five steps to the left. ✓
4. Turn 270-degrees on right haunch. ✓
5. Walk to D. Stop. Back three steps ✓
6. Turn 270-degrees on right haunch. ✓
7. Trot to and around E. Stop where indicated. ✓
Turn 180-degrees on right forehand. ✓
8. Stay on the off side. ✓
9. Walk half way to F. Half way, begin trotting. Stop and set up from off side at F. ✓
10. After inspection, pick up any of four feet directed by the judge. ✓
11. Exhibitor is excused to line-up. ✓

D & E are 60' apart
 F, E, A & D, C are 30' apart
 Serpentine cones are 15' apart



Rider # 329

Comments: _____

Point: YES NO

Judges Signature: Ami Ewing