

Showmanship - Novice

High Blue = 100% - 92% Blue = 91% - 85% Red = 84% - 70% White = 69% -

#	Comments	Score	Danish	Placing
59 56	nice 90' - work on shoulder's walk is needed to 1 st cone. Don't stand	in front of horse 84	R	1 st
64	finish with 90° - work on Φ ing left hand and saddle	82	R	2 nd
56 59				

Showmanship - Intermediates

High Blue = 100% - 92% (Enters Medal Program) Blue = 91% - 85% Red = 84% - 70% White = 69%-

#	Comments	Score	Danish	Placing
205	Prompt WTO w/crisper turn but was please gait + str. 2J + step out of FH	90	B	1
206	WTO Prompt trot 1st 360 ⊕ WF > crispness str 2J w/guides set	89	B	2
215	w/guides trot off smoother start to turn WTO 2nd turn not lined up w/t w/guides setup	75	R	8 8
232	smooth trot off w/ppt ✓ WTO try to line up w/t quick set	80	R	3
235	Prompt WTO crisp 360 w/ppt ✓ not lined up w/t w/guides setup	76	R	7
244				
251	not ready need a helmet or cowboy hat w/ppt & not touch smooth trot 2J 3 angled 2J Horse clean + keep 2 hands on head	78 69	W	10
253	Prompt smooth trot off w/ppt WTO angled to J not quite lined up 1/4ing +	79-	R	5
261	Prompt need helmet or hat work for resistance in turn stay even w/ears str. 2J + gait +	69	W	8.9
211	Prompt angled halt closed w/ppt smooth trot off WTO not quite lined up Delayed FH turn	79+	R	4
236	Prompt WTO w/ppt ✓ angled 2J step out Did have turn instead of FH	78	R	6

Showmanship - Seniors

High Blue = 100% - 92% (Enters Medal Program) Blue = 91% - 85% Red = 84% - 70% White = 69% -

#	Comments	Score	Danish	Placing
302	settle left elbow	90	B	4th
316	so so forward pivot toe to horse when \odot ing	81	R	7th
320	off pattern work on standing	68	W	
327	adjust chatter work on side pass	88	B	6th
335	horse to judge further up on cone	:89	B	5th
339	more confidence needed side pass / change hand when move to off side	91	B	3rd
305	side pass - back & forth - don't put both hands together	91½	B	2nd
343	toes to horse when \odot ing	95	B	1st
364	no last 90° forward	80	R	8th
34 adult	nice job	89	B	1st

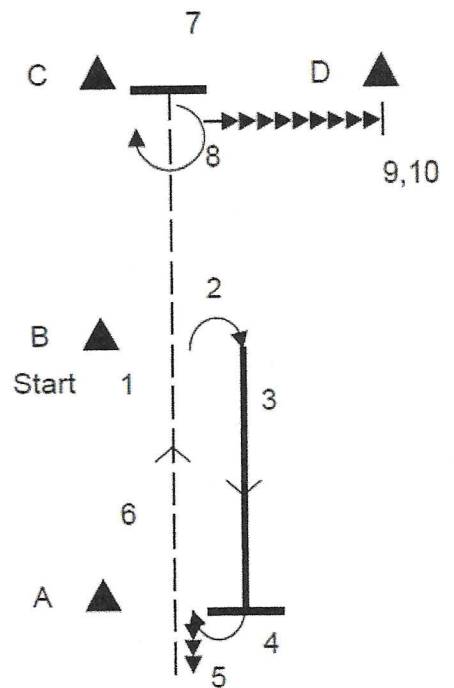
SHOWMANSHIP

BRONZE MEDAL

Pattern # 3

Cones should be 30' apart

1. Begin at B.
2. Turn 180-degrees on the haunches. (⊖) ppf
3. Walk to A. Stop. +
4. Turn 180-degrees on the haunches. (⊖) ppf
5. Back three steps. +
6. Trot to C. Stop. +
7. Turn 270-degrees on the haunches. (⊖) ppf
8. Back to D. Set up for inspection. ?
9. After inspection, judge will ask a question about the parts of the horse.
10. Exhibitor is excused to the line-up.



Rider # 105

Comments: Work on pivots to
ensure you medal. Some very
strong pivots to ^{build} work on.

Medal Awarded: YES

NO

H. Myler

Judge's Signature

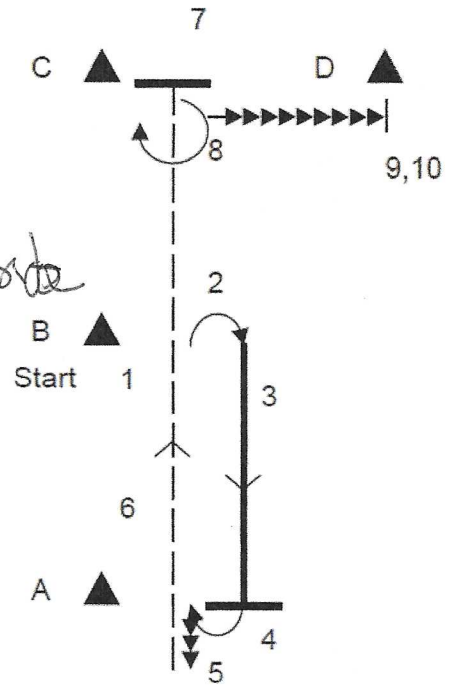
SHOWMANSHIP

BRONZE MEDAL

Pattern # 3

1. Begin at B.
2. Turn 180-degrees on the haunches. +
3. Walk to A. Stop. +
4. Turn 180-degrees on the haunches. (+)
5. Back three steps.
6. Trot to C. Stop. + *but too far*
7. Turn 270-degrees on the haunches. (+) *Ended wrong side*
8. Back to D. Set up for inspection.
9. After inspection, judge will ask a question about the parts of the horse.
10. Exhibitor is excused to the line-up.

Cones should be 30' apart



Rider # 206

Comments: _____

Medal Awarded: YES NO

K. Nelson

 Judge's Signature

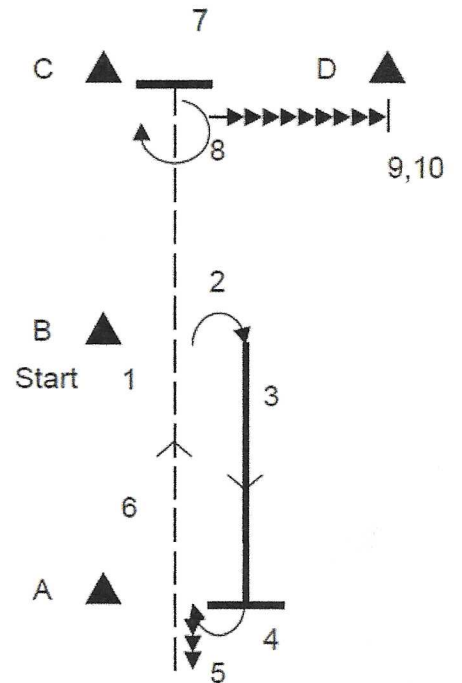
SHOWMANSHIP

BRONZE MEDAL

Pattern # 3

Cones should be 30' apart

1. Begin at B.
2. Turn 180-degrees on the haunches. †
3. Walk to A. Stop. †
4. Turn 180-degrees on the haunches. ○ slight slide back
5. Back three steps. †
6. Trot to C. Stop. †
7. Turn 270-degrees on the haunches.
8. Back to D. Set up for inspection. ⊕ slide bk
9. After inspection, judge will ask a question about the parts of the horse. 1/4 †
10. Exhibitor is excused to the line-up.



Rider # 235

Comments: WTO

work to ppf for turns

Medal Awarded: YES NO

A. Kelly
Judge's Signature

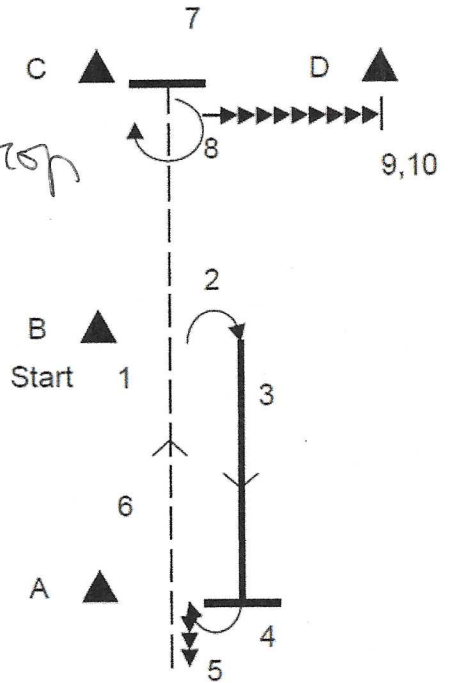
SHOWMANSHIP

BRONZE MEDAL

Pattern # 3

Cones should be 30' apart

1. Begin at B.
2. Turn 180-degrees on the haunches. *f*
3. Walk to A. Stop.
4. Turn 180-degrees on the haunches. *Too close Had to O & reposition*
5. Back three steps.
6. Trot to C. Stop. *+*
7. Turn 270-degrees on the haunches. *"travelled"*
8. Back to D. Set up for inspection. *?*
9. After inspection, judge will ask a question about the parts of the horse.
10. Exhibitor is excused to the line-up.



Rider # 335

Comments: _____

Medal Awarded: YES

NO

[Signature]

Judge's Signature